

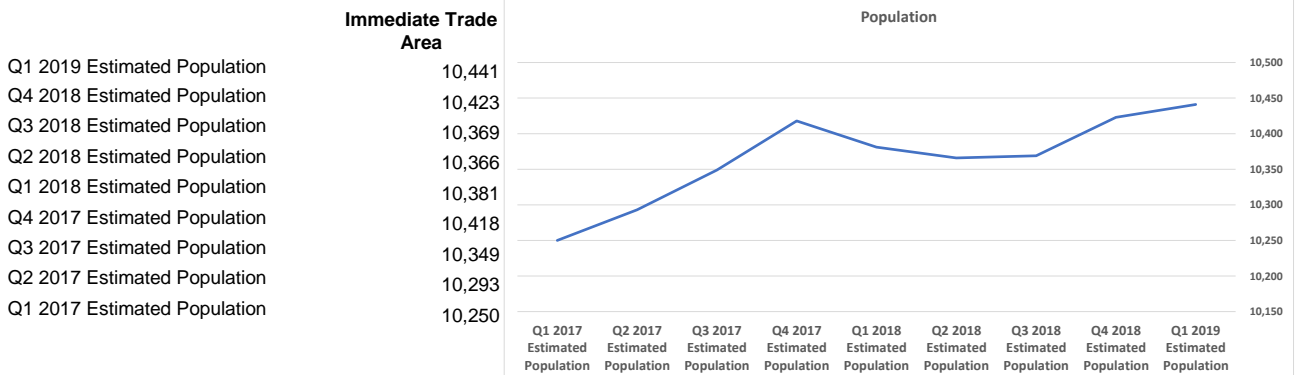
Demographic Trends

Calculated using TAS Retrieval
Latitude: 30.379909 Longitude: -89.366950
Jul 31, 2019

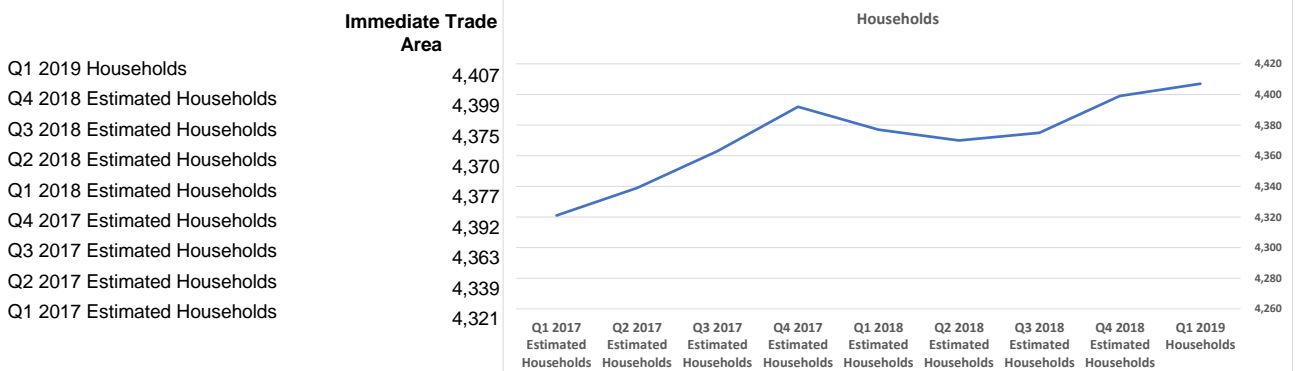


Diamondhead, MS

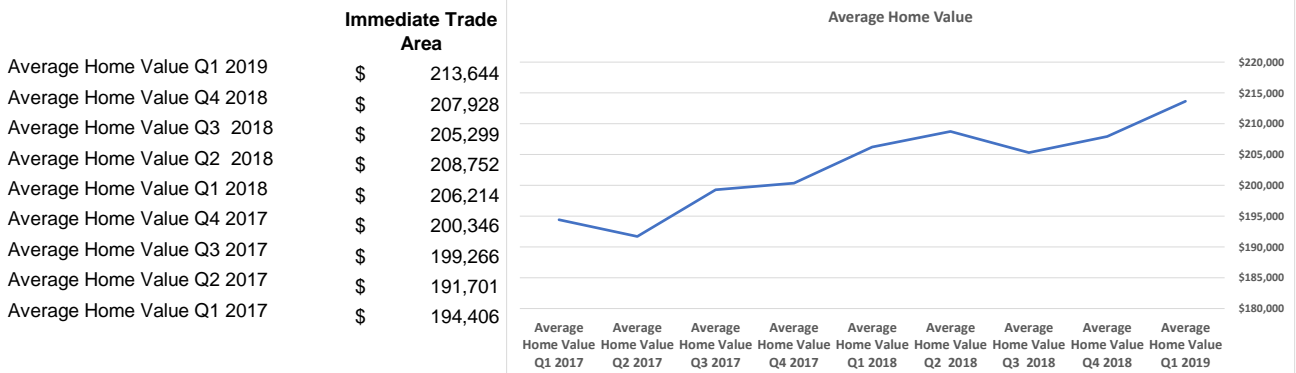
Population



Households



Average Home Value

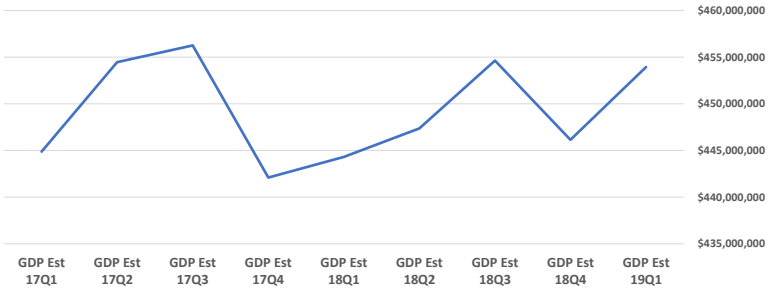


GDP

Immediate Trade Area

GDP Est 19Q1	\$ 453,947,426
GDP Est 18Q4	\$ 446,139,942
GDP Est 18Q3	\$ 454,640,768
GDP Est 18Q2	\$ 447,367,607
GDP Est 18Q1	\$ 444,312,310
GDP Est 17Q4	\$ 442,098,654
GDP Est 17Q3	\$ 456,263,008
GDP Est 17Q2	\$ 454,458,452
GDP Est 17Q1	\$ 444,880,027

GDP



Unemployment Rate

Immediate Trade Area

Unemployment Est 19Q1	5.31%
Unemployment Est 18Q4	5.09%
Unemployment Est 18Q3	6.29%
Unemployment Est 18Q2	4.66%
Unemployment Est 18Q1	5.08%
Unemployment Est 17Q4	5.41%
Unemployment Est 17Q3	6.71%
Unemployment Est 17Q2	5.95%
Unemployment Est 17Q1	6.49%

Unemployment Rate

